




POWER SUPPLY 24V



- ✓ Universal AC input/full range
- ✓ Cooling by free air convection
- ✓ Protection to short circuit, overload, over voltage and over temperature
- ✓ Can be installed on DIN rail
- ✓ UL 508 approved
- ✓ EN61000-6-2 (EN50082-2) industrial immunity level
- ✓ 100% full load burn-in test

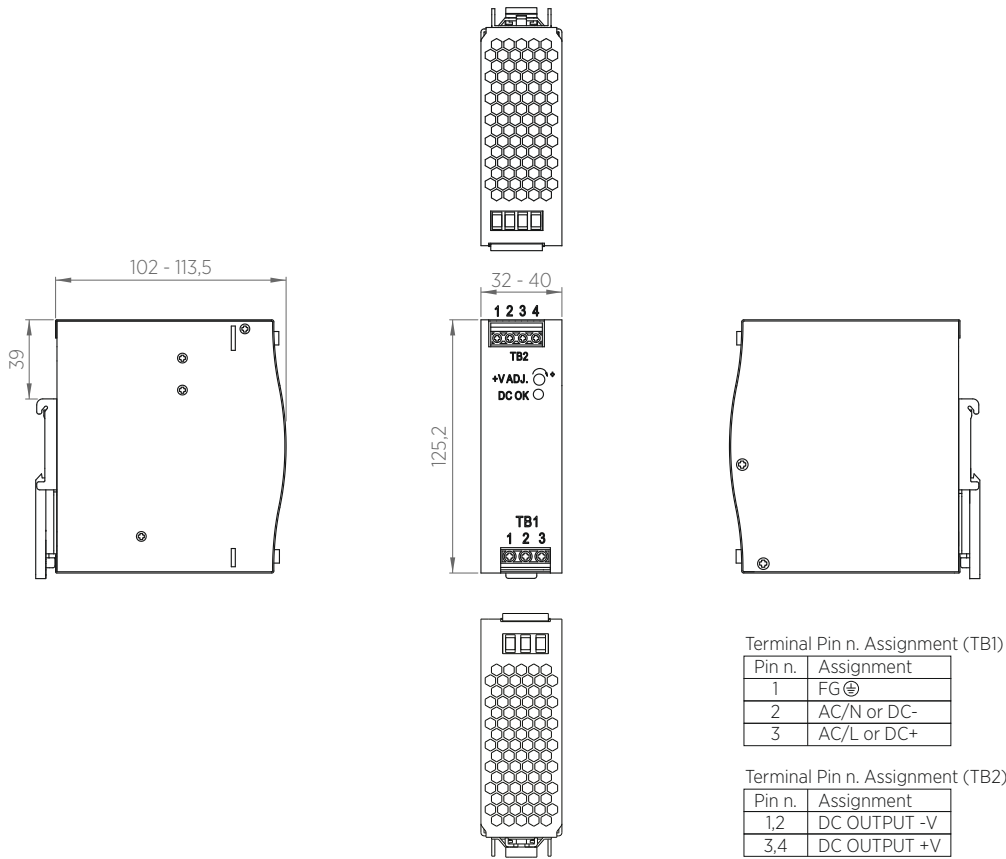
The power supply 24V is one economical slim DIN rail power supply, adapt to be installed on TS-35/7,5 or TS-35/15 mounting rails.

The compact design of the housing allows space saving inside the cabinet. The entire series adopts the full range AC input from 90Vac to 264Vac and conforms to EN61000-3-2, the norm the European Union regulates for harmonic current.

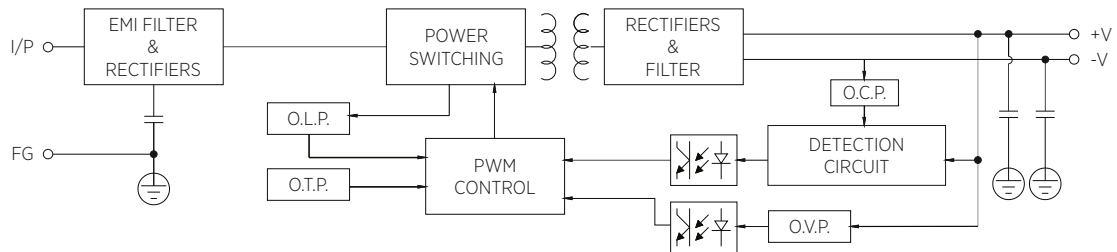
The power supply is designed with metal housing that enhances the unit's power dissipation. With working efficiency up to 88,5%, the entire series can operate at the ambient temperature between -20°C and 60°C under air convection. It is equipped with constant current mode for over-load protection, fitting various inductive or capacitive applications.

The complete protection functions and relevant certificates for industrial control apparatus make the power supply 24V a very competitive solution for industrial applications.

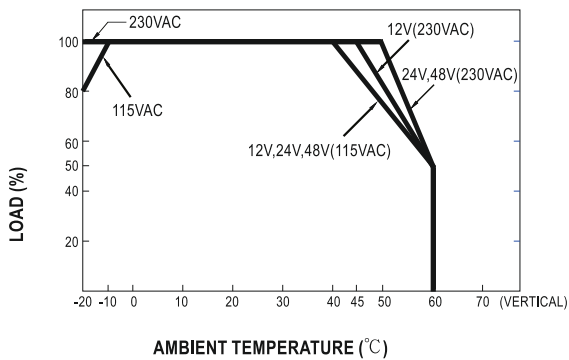
TECHNICAL DRAWING (power supply 3,2A and 5A)



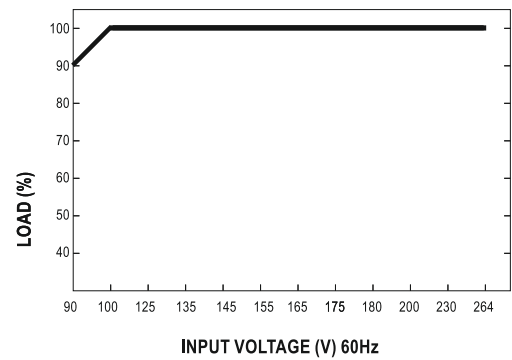
BLOCK DIAGRAM



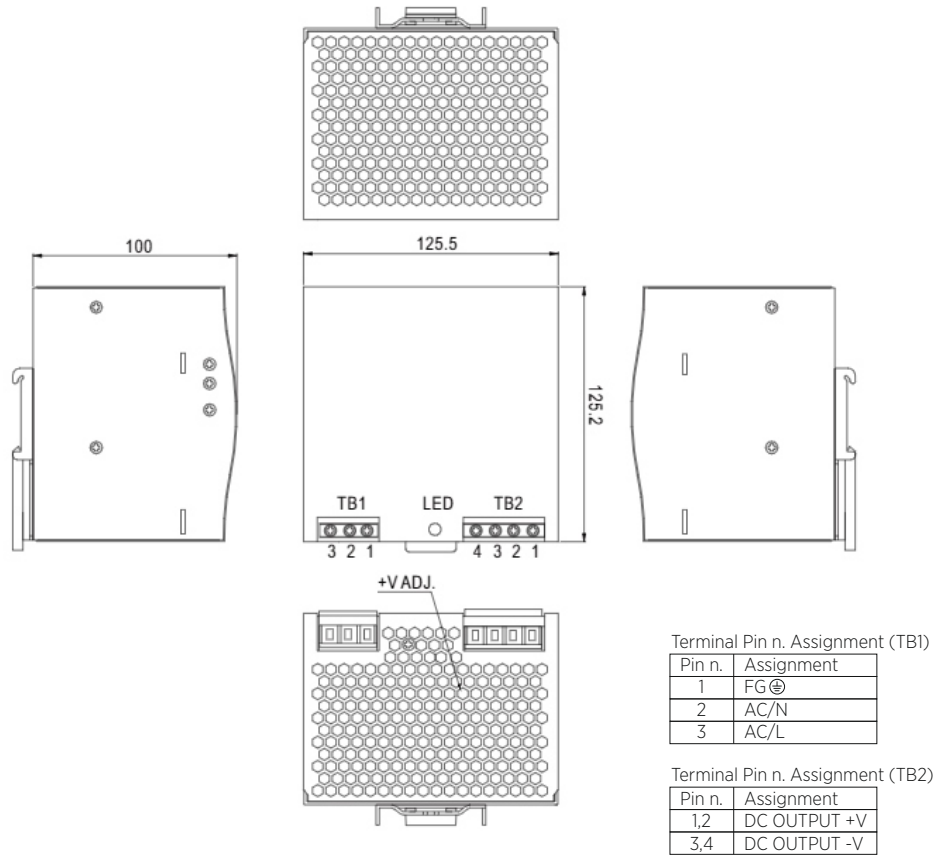
DERATING CURVE



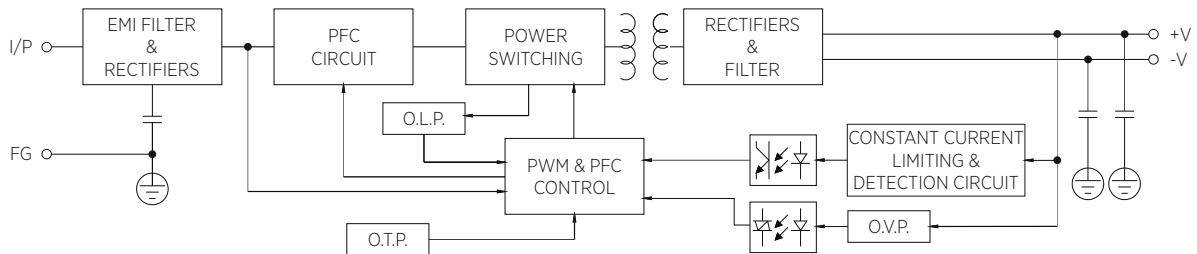
STATIC CHARACTERISTICS



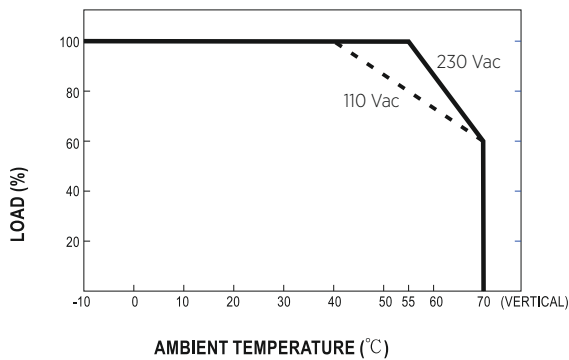
TECHNICAL DRAWING (power supply 10A)



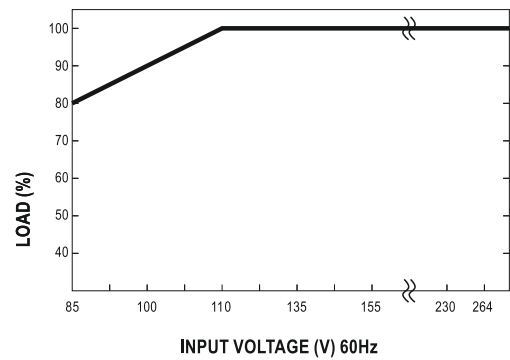
BLOCK DIAGRAM



DERATING CURVE



OUTPUT DERATING vs INPUT VOLTAGE



TECHNICAL DATA

	Power Supply 3,2A	Power supply 5A	Power supply 10A
OUTPUT			
DC voltage	24V	24V	24V
Rated current	3,2A	5A	10A
Current Range	0-3,2A	0-5A	0-10A
Rated power	76,8W	120W	240W
Ripple & noise	120mVp-p	120mVp-p	80mVp-p
Voltage adj. range	24-28V	24-28V	24-28V
Voltage tolerance	+/-1.0%	+/-1.0%	+/-1.0%
Line regulation	+/-0.5%	+/-0.5%	+/-0.5%
Load regulation	+/-1.0%	+/-1.0%	+/-1.0%
Setup, rise time	1200ms, 60ms/230Vac	1200ms, 60ms/230Vac	800ms, 40ms/230Vac
Setup, rise time at full load	2000ms, 60ms/115Vac	2500ms, 60ms/115Vac	800ms, 40ms/115Vac
Hold up time	60ms/230Vac	16ms/230Vac	24ms/230Vac
Hold up time at full load	12ms/115Vac	10ms/115Vac	24ms/115Vac

INPUT			
Voltage range	90-264Vac	90-264Vac	85-264Vac
Frequency range	47-63Hz	47-63Hz	47-63Hz
Efficiency	87,5%	87,5%	84%
AC current	1,45A/115Vac; 0,9A/230Vac	2,25A/115Vac; 1,3A/230Vac	2,8A/115Vac; 1,4A/230Vac
Inrush current	20A/115Vac; 35A/230Vac	20A/115Vac; 35A/230Vac	27A/115Vac; 45A/230Vac
Leakage current	<1mA/240Vac	<1mA/240Vac	<3,5mA/240Vac

PROTECTION			
Overload (rated output power)	105-130%	105-130%	105-150%
Over voltage	29-33V	29-33V	30-36V
Over temperature		Shut down o voltage/p	

ENVIRONMENT			
Working temperature	-20/+60°C	-20/+60°C	-10/+70°C
Working humidity	20/95% RH	20/95% RH	20/90% RH
Storage temp, humidity	-40/+85°C; 10/95% RH	-40/+85°C; 10/95% RH	-20/+85°C; 10/95% RH
Temp. coefficient	+/-0,03%/°C (0-50°C)	+/-0,03%/°C (0-50°C)	+/-0,03%/°C (0-50°C)
Vibration	10-500Hz, 2G 10min/1cycle, 60min each along X, Y,Z axes; mounting: compliance IEC60068-2-6		

OTHERS			
MTBF	506,6K hrs min	476,6K hrs min	289,9Khrs min
Dimensions	32x125,2x102 mm	40x125,2x113,5 mm	125,5x125,2x100 mm